

Elementary Student Council

Vada, Bree, Brynn, Nehemiah, Maddey, and Bruce are ready to make a big difference for their school and community! With the guidance of their amazing advisors, Mrs. Todd, Mrs. Bjorge, and Ms. Stryeski, there's no limit to what they can accomplish. Here's to a great year of leadership, teamwork, and new ideas!



Math Team

Competing in both individual and team rounds at UW- Platteville, students are showing off all their hard work and talent. They also got a taste of campus life with a walking tour and some all-you-can-eat fuel at the cafeteria!



Literacy Night



Veterans Day Program



AREA VETERANS DAY PROGRAMS

"We fought for our country and how we fought is written in blood."
— Charles Frazier, *Shiloh*

— *Contributed photos*

MONDOVI

In recognition of Veterans Day 2024, on Monday, Nov. 11, Americans will honor veterans of all services who served or are serving now with honor, dignity and perseverance to keep our way of life.

Mondovi Public Schools are keeping the tradition by hosting a Veterans Day program in the high school gym on Monday, Nov. 11, beginning at 1:30 p.m.

The program will involve members of the Mondovi American Legion and Auxiliary with musical selections by the Mondovi High School band.

A presentation by the Buffalo County Quilters of Valor will also be conducted during the program, honoring a new group of 12 local veterans. They are: Robert Arcola (Army National Guard), Emily Erickson (Air Force), Jeffrey Harris (Army), Katie Harris (Army), David Loomis (Army), Gregorio Oringer (Air Force), David Pace (Army), Allen (Pat) Risher (Army National Guard), Bill Rockwell (Army National Guard), Edward Schultz (Army), John Rockwell Schultz (Army), and Leon Schultz (Army).

GILMANTON

The Gilmanton American Legion is hosting a Veterans Day program on Monday, Nov. 11, at the Gilmanton High School beginning at 10:15 a.m.

The Gilmanton American Legion will post and retire the colors. The Gilmanton High School band, clarinet, middle and high school choir will provide musical selections under the direction of Miss Chloé Sawall.

Award Post Chaplain Royal Ortem will give the opening and closing prayers, and Buffalo County Veterans Service Officer Felix Decker will be the guest speaker.

High school students participating in the program are Aaden Hager, Pledge of Allegiance and playing of Taps, high school choir members, National Anthem, Alex Stuber, Welcome, and Myrah Severson and Josie Selkensen, Veterans Day History.

"Quilts of Valor" made by the Buffalo County Quilters of Valor (formerly known as the Burlington Quilters of Valor), will be presented to 12 veterans. This will be the second presentation in Wisconsin in which all of the recipients are female veterans.

A potluck dinner will be held at the Gilmanton American Legion following the program. The Legion is furnishing pulled pork, scalloped potatoes, corn, baked beans, eating utensils, plates, and coffee.

The public is invited to the program and potluck.

ALMA

The American Legion Post 224 and its Auxiliary will be holding their annual Veterans Day Program at the Alma Area Schools on Monday, Nov. 11, beginning at 9 a.m. in the old gym. There will also be flag protocol at 8:20 a.m. for grades K-3. This will be held in the new gym. Both are free of charge and open to the public. The program will also be attended by the students of the Pepin School District.

The program is as follows:

Presentation of the Colors — Joint Legion and Auxiliary Color Guard

Pledge of Allegiance — Finley Noll, Student Council President

Welcome — Scott Smolen, Post 224 Commander

Quilts of Valor Presentation — Buffalo County Quilters of Valor and Student Council Officers

Prayer — Dan Schultz, Post 224 Chaplain

Salute to the Dead — Post 224 Flight Squad

Taps — Myra Stewart and Ashya Pavlak

Closing comments — Curtis Noll, Program Chairman

Retirement of the Colors — Legion and Auxiliary Color Guard

Musical selections, including the Armed Forces Medley and the National Anthem, will be performed by the Alma/Pepin High School Choir and Joint Band throughout the program.

COCHRANE FOUNTAIN CITY

Cochrane-Fountain City High School will hold its annual Veterans Day ceremony on Monday, Nov. 11, at 9:30 a.m. in the high school gymnasium. C-F-C National Honor Society students are organizing the event in cooperation with VFW Post 10406 in Cochrane and the Quilts of Valor.

The guest speaker will be Master Sergeant Retired Brian Esch, a Stratton, Wis., native and Hornetville graduate.

Master Sergeant Retired Brian Esch (left) joined the Army in 1992 at the age of 17 as an infantryman. He served in various duty positions over his 20-year career including Scout, Senior Scout, Radio Operator, Team Leader, Squad Leader, Senior Scout, Radio Operator, Team Leader, Scout Leader, Army Instructor, Drill Sergeant, and Platoon Sergeant. He instructed many schools including Airborne, Air Assault, Air Aviator, Aviator, Army

Instructor Course, Ranger School, Foreign Weapons Course, three rank specific leadership schools, and Drill Sergeant. His awards and decorations include the Expert Infantryman's Badge, Combat Infantryman's Badge, Bronze Star for Valor, Purple Heart, three Meritorious Service Medals, five Army Commendation medals, four Army Achievement medals, five Good Conduct Medals, National Defense Medal, Afghanistan Campaign Medal, Global War on Terrorism Medal, Army Service Ribbon, NCO Professional Development Ribbon (3 Awards), two Overseas Service Ribbons and the NATO Medal.

In 2010 while on a joint deliberate raid with Afghan National Police in Kanduz Province, Afghanistan, Esch was shot three times in his legs while attempting to save a wounded Afghan policeman. Esch was awarded the Bronze Star for Valor for his actions and retired in 2012 due to his wounds, at the rank of Master Sergeant.

Netflix released an Emmy award-winning documentary, "Father Soldier Son," about Brian, Esch and his boys. The film covers a span of 10 years and focuses on the trials and tribulations of a military family, released in July of 2020.

Brian's hobbies are tournament bass fishing, croquet fishing, boating, attending his son's wrestling events and running the local high school fishing team. Brian lives with his youngest son, Jason, in Cochrane, Wis. His older son, Isaac, lives nearby in Green Bay.

The ceremony will include performances from the C-F-C band and choir along with the retiring of the year's Quilts of Valor to Buffalo County Veterans. The volunteer members of the local Quilts of Valor spend hours creating quilts to honor local veterans. The event will conclude with a flag ceremony outside at 11:11 a.m.

Let us thank those who have, are or will serve to protect the freedoms we enjoy.



Duellman makes return to State XC podium

C-FC junior Addy Duellman returned to the podium at the 2024 WIAA State Cross Country Championships, taking fourth place in the girls Division 3 race. Pictured, Addy Duellman crosses the finish line with a time of 18:56.9. For more State XC highlights, please see page 8.

—Sean Saboon photo

Duellman sisters represent C-FC at State

Addy Duellman earns second state medal

By Beth Krupf

Addy Duellman claimed her second state cross coun-

try medal with a fourth place finish in the WIAA Division 3 race at The Ridge Golf Course in Wisconsin Rapids

on Saturday, Nov. 2. Running in her third straight state meet, the junior from Cochrane-Fountain City

kept pace with the leaders early after a hot start from Dodgeland's Mallory Kohn, who covered the first mile in a blistering 5:32 and went on to win the D3 race with a time of 18:03.4. Addy Duellman moved up through the pack after the first mile, rising from eighth to sixth at the two-mile mark to her eventual fourth-place finish with a time of 18:56.9.

It was a redemption tour for Duellman, who finished 43rd at last year's state meet after taking the individual state title as a freshman.

This time, Addy Duellman was joined at the WIAA State Cross Country Championships by her younger sister, C-FC freshman Paizyn Duellman, who placed 13th overall with a time of 19:44.0—the fastest time out of all the freshmen competing in the D3 race.

Also making the D3 podium from the local area was independent Gilmanston junior Taylor Sylla, who ran to an eighth place finish with a time of 19:15.9.



Among the 10 runners earning a state medal on the D3 podium were C-FC's Addy Duellman (fourth from left) in fourth place and IGA's Taylor Sylla (second from left) in eighth place. Contributed photo

Pirates defeat Loyal but fall short vs. Regis in Sectional finale

By Coach Katie Neumann rates called 44 kills, marking 25-14



Addy Duellman leads a pack of runners at the one-mile mark in the state cross country race. Paizyn Duellman approaches the one-mile mark of the race. —Sean Saboon photos

Pirates defeat Loyal but fall short vs. Regis in Sectional finale

By Coach Katie Neumann rates called 44 kills, marking 25-14

The Pirates defeated the Loyal team in a hard-fought match, securing a 25-14 victory. The Pirates were the dominant force in the match, leading from the start and maintaining their lead throughout. The Loyal team fought hard but was unable to overcome the Pirates' defense. The Pirates' offense was particularly effective, with several key plays that sealed the victory. The Pirates' defense was also strong, preventing the Loyal team from scoring in several crucial moments. The Pirates' victory was a testament to their hard work and dedication throughout the season.



Excitement at the net, as the Pirates score a point in their victory over Loyal.



Senior setter Emma Kuehn sets up a Pirate offense during Saturday's sectional final against Regis. Contributed photo


C-FC FFA attends FFA National Convention

Ellis receives national proficiency award

The 97th National FFA Convention was held in Indianapolis, Indiana, Oct. 23-25. This year the Cochrane-Fountain City chapter sent 14 members to the National Convention. These members included Kaylee Schuler, Corbyn Weber, Nicole Swain, Callie Speitz, Joette Wolfe, Audrea Speitz, Ava Goversing, Ashlynn Farmer, Avery Blumensh, Jays Richards, Nick Buck, Gwendolyn Bosh, and Jurja Wolf.

On the way to Indianapolis, members toured Straight Forward Sheep Farm, in Avoca, Wis. They went on a tour around the farm and got to learn all about the sheep and pasture rotation. They also visited Beck's Hybrid seed company in El Paso, Ill. There they got to tour their facilities and learn about seed corn. On Wednesday they toured both the RDM Shrimp Farm in Fowler, Ind., and the Heartland Growers Farm in Weyfield, Ind. At the RDM Shrimp Farm, they learned about how they raise their shrimp and sell them live. At Heartland Growers, members learned how they transition between seasons and grow so many plants!

On Wednesday night, the FFA group attended a Megan Muenney concert, with Nate Smith opening for her, where they heard some of her most famous songs!



Kaleb Ellis accepted his National Diversified Agricultural Proficiency Award on-stage at the FFA National Convention along with FFA adviser Citra Jumblick (right). Contributed photo

note speakers; went through workshops, the Exposition Hall, and so many other agricultural events.

On Thursday night they attended the World's Toughest Rodeo at the Indiana State Fairgrounds Coliseum hosted by Three Hills Rodeo. They got to watch bull and horse

rides, talented horse riders, and the funniest announcer and rodeo clown!

On Friday they went to the Convention Center to visit a gallery, hear from a former Congressman about the need for new infrastructure, and attend workshops before heading back on their eight-

hour ride home.

Everyone who went had an amazing time meeting new people, learning important lessons, and getting the experience of a lifetime.

—Corbyn Weber, Cochrane-Fountain City FFA Reporter

2023 2024 REPORT CARD

ACHIEVEMENT

This priority area summarizes how this school's students performed on state assessments using a points-based proficiency system that gives partial credit for Basic test performance and extra credit for Advanced performance. The score is a multi-year average of English language arts and mathematics subscores.

GROWTH

This priority area measures year-to-year student progress on statewide tests. It uses a value-added model that seeks to control for circumstances beyond the influence of educators. A high value-added score means that on average students in the school are progressing more quickly than other, similar students. Growth is scored from 0 to 100 to match the other priority areas and is a conversion from the roughly 0 to 6 value-added score.

Student Group Value-Added

Value-added scores cover an approximately 0-6 range. Higher scores mean greater positive impact. A score of 3.0 is average. Group size is shown in parentheses. Groups with fewer than 20 students do not have a score displayed. Shaded boxes indicate higher-than-average scores.

TARGET GROUP OUTCOMES

This priority area examines outcomes for students with the lowest test scores — the target group. It is designed to promote equity by helping schools focus on learners who need the most support while also improving outcomes for all students. The priority area score combines component scores for achievement, growth, chronic absenteeism, and attendance or graduation rate.

ON-TRACK TO GRADUATION

This priority area indicates how successfully students are progressing toward completing their K-12 education. The score combines component scores for measures of student engagement and achievement.

Green = '23-'24 above '22-23

C-FC vs. CFC

Red = '23-'24 blew '22-23

	ES - 4K-6	
	'22-23	'23-24
Enrollment	290	285
Open Enrolled	6.9%	7.4%
Black	1.7%	0.4%
Hispanic	3.1%	4.6%
White	90.3%	90.9%
Two +	4.8%	4.2%
St W. Dis	15.5%	13.7%
Econ Dis	36.6%	41.4%
ELL	0.0%	0.4%

Over All Score	Meets Exp. 67.8	Exceeds Exp. 71.7
----------------	--------------------	----------------------

Achievement Overall Score	C-FC		State	
	C-FC	State	C-FC	State
	67.0	62.7	69.0	61.6
ELA	65.3	59.1	66.4	58.6
Math	68.7	66.2	71.5	64.5
Higher than state schools	51.5%		54.3%	

Growth Overall Score	C-FC		State	
	C-FC	State	C-FC	State
	52.7	66.0	59.4	66.0
ELA	56.5	66.0	62.2	66.0
Math	48.9	66.0	56.5	66.0
Higher than state schools	18.3%		54.3%	

Target Group Overall Score	C-FC		C-FC	
	C-FC	State	C-FC	State
	63.8		71.3	
Achievement	34.2		36.8	
Target Group	ELA	Math	ELA	Math
	36.2	32.2	37.0	36.6
Growth	59.4		67.0	
Target Group	ELA	Math	ELA	Math
	62.2	56.5	66.0	67.9
Chronic Absenteeism	93.7		93.0	
ES Atten. / HS & Dist Grad.	95.1		95.1	
Higher than state schools	48.5%		68.8%	

On-Track to Graduate Overall Score	C-FC		State	
	C-FC	State	C-FC	State
	88.2	---	88.9	---
Chronic Absenteeism	94.0	84.8	92.3	83.1
School Wide Attendance	95.0	92.6	94.8	93.2
3rd Grade ELA	63.0	56.8	70.5	57.0
8th Grade Math	---	---	---	---
Graduation	---	---	---	---
Higher than state schools	69.5%		72.7%	

	JH/HS - 7-12	
	'22-23	'23-24
Enrollment	270	252
Open Enrolled	10.4%	9.9%
Black	0.4%	0.4%
Hispanic	4.1%	4.4%
White	93.7%	93.3%
Two +	1.9%	2.0%
St W. Dis	10.7%	12.3%
Econ Dis	25.9%	29.4%
ELL	0.7%	0.8%

Over All Score	Meets Exp. 62.7	Meets Exp. 64.6
----------------	--------------------	--------------------

Achievement Overall Score	C-FC		State	
	C-FC	State	C-FC	State
	49.7	56.7	50.2	56.2
ELA	59.2	60.5	59.2	58.2
Math	40.2	52.9	41.2	54.2
Higher than state schools	45.1%		41.4%	

Growth Overall Score	C-FC		State	
	C-FC	State	C-FC	State
	55.6	66.0	60.3	66.0
ELA	67.9	66.0	75.5	66.0
Math	43.2	66.0	45.1	66.0
Higher than state schools	31.1%		57.0%	

Target Group Overall Score	C-FC		C-FC	
	C-FC	State	C-FC	State
	66.0		68.4	
Achievement	17.9		20.4	
Target Group	ELA	Math	ELA	Math
	22.2	13.5	23.9	16.8
Growth	68.9		73.6	
Target Group	ELA	Math	ELA	Math
	71.7	66.0	79.3	67.9
Chronic Absenteeism	87.1		77.3	
ES Atten. / HS & Dist Grad.	100		100.0	
Higher than state schools	88.2%		94.6%	

On-Track to Graduate Overall Score	C-FC		State	
	C-FC	State	C-FC	State
	80.8	--	81.0	--
Chronic Absenteeism	91.5	79.8	85.6	77.8
School Wide Attendance	---	---	---	---
3rd Grade ELA	---	---	---	---
8th Grade Math	24.9	50.8	36.0	54.5
Graduation	98.1	91.8	98.9	91.8
Higher than state schools	46.2%		42.5%	

	District	
	'22-23	'23-24
Enrollment	560	544
Open Enrolled	8.6%	8.5%
Black	1.1%	0.4%
Hispanic	3.6%	4.4%
White	92.0%	92.1%
Two +	3.4%	3.1%
St W. Dis	13.2%	12.9%
Econ Dis	31.4%	35.3%
ELL	0.4%	0.6%

Over All Score	Meets Exp. 65.3	Meets Exp. 68.3
----------------	--------------------	--------------------

Achievement Overall Score	C-FC		State	
	C-FC	State	C-FC	State
	56.4	58.7	57.6	58.0
ELA	61.5	60.1	61.9	58.3
Math	51.2	57.2	53.2	57.6
Higher than state schools	33.7%		35.5%	

Growth Overall Score	C-FC		State	
	C-FC	State	C-FC	State
	54.6	66.0	60.3	66.0
ELA	64.1	66.0	71.7	66.0
Math	45.1	66.0	48.9	66.0
Higher than state schools	11.1%		36.6%	

Target Group Overall Score	C-FC		C-FC	
	C-FC	State	C-FC	State
	64.9		69.7	
Achievement	22.9		25.7	
Target Group	ELA	Math	ELA	Math
	26.5	19.3	28.1	23.2
Growth	65.1		71.7	
Target Group	ELA	Math	ELA	Math
	67.9	62.2	75.5	67.9
Chronic Absenteeism	89.0		81.5	
ES Atten. / HS & Dist Grad.	100.0		100.0	
Higher than state schools	74.7%		89.6%	

On-Track to Graduate Overall Score	C-FC		State	
	C-FC	State	C-FC	State
	85.1	---	85.7	---
Chronic Absenteeism	92.7	82.0	88.8	80.1
School Wide Attendance	---	---	---	---
3rd Grade ELA	63.0	56.8	70.5	57.0
8th Grade Math	24.9	50.8	36.0	54.5
Graduation	98.1	91.8	98.9	91.8
Higher than state schools	51.3%		52.4%	

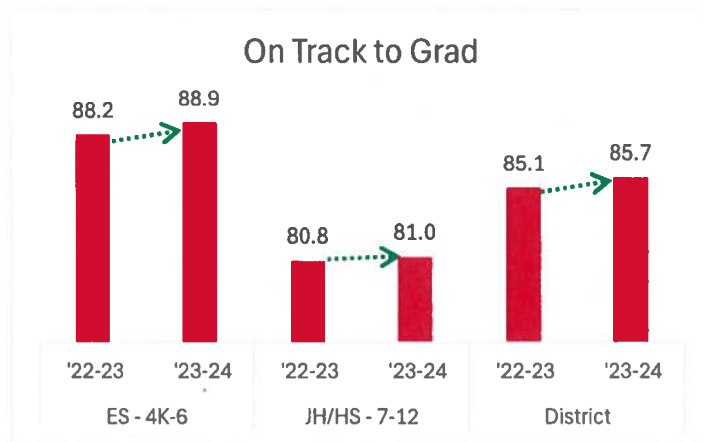
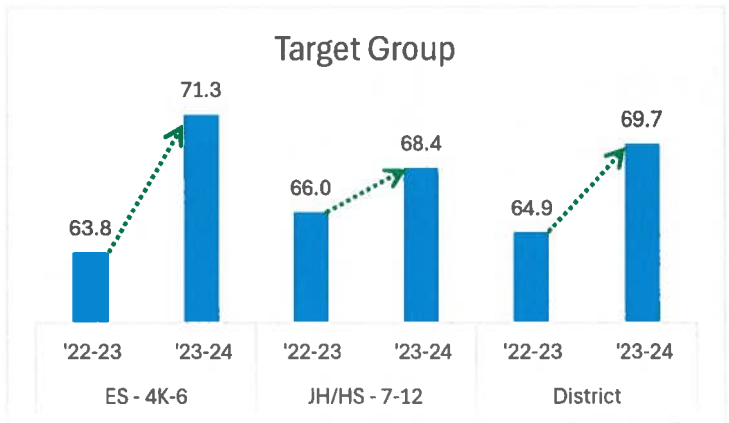
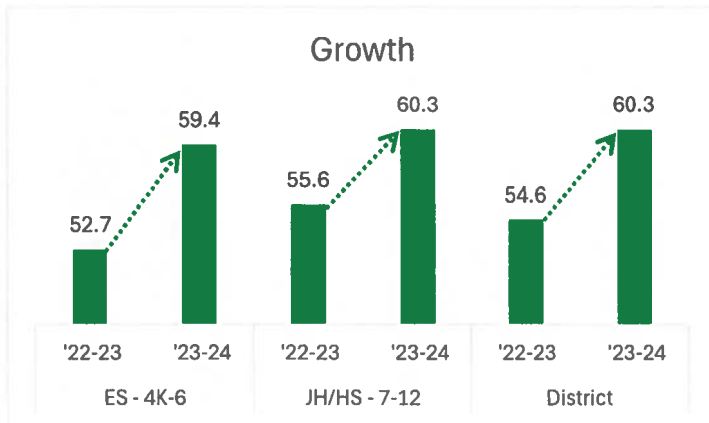
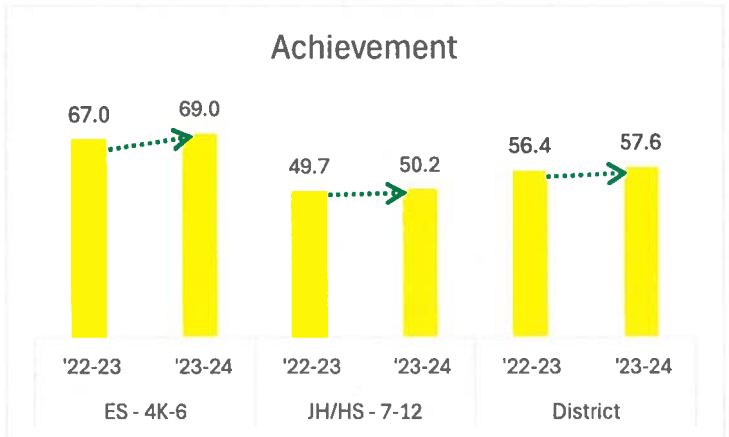
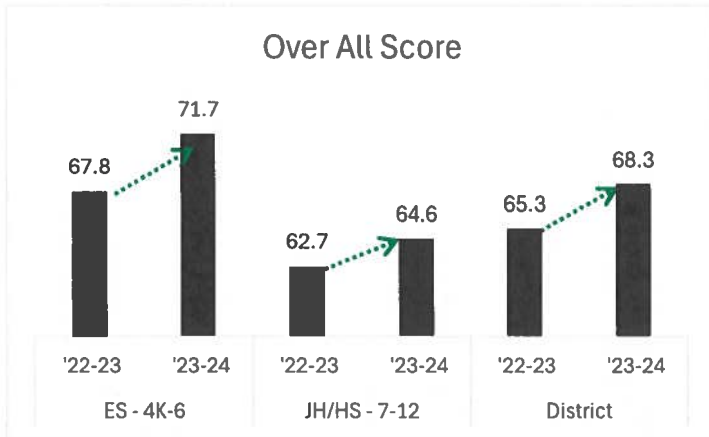
Green = C-FC above State

C-FC vs. State

Red = C-FC below State

	ES - 4K-6				JH/HS - 7-12				District															
	'22-23		'23-24		'22-23		'23-24		'22-23		'23-24													
Enrollment	290		285		270		252		560		544													
Open Enrolled	6.9%		7.4%		10.4%		9.9%		8.6%		8.5%													
Black	1.7%		0.4%		0.4%		0.4%		1.1%		0.4%													
Hispanic	3.1%		4.6%		4.1%		4.4%		3.6%		4.4%													
White	90.3%		90.9%		93.7%		93.3%		92.0%		92.1%													
Two +	4.8%		4.2%		1.9%		2.0%		3.4%		3.1%													
St W. Dis	15.5%		13.7%		10.7%		12.3%		13.2%		12.9%													
Econ Dis	36.6%		41.4%		25.9%		29.4%		31.4%		35.3%													
ELL	0.0%		0.4%		0.7%		0.8%		0.4%		0.6%													
Over All Score	Meets Exp. 67.8		Exceeds Exp. 71.7		Meets Exp. 62.7		Meets Exp. 64.6		Meets Exp. 65.3		Meets Exp. 68.3													
Achievement Overall Score	C-FC	State	C-FC	State	C-FC	State	C-FC	State	C-FC	State	C-FC	State												
ELA	67.0	62.7	69.0	61.6	49.7	56.7	50.2	56.2	56.4	58.7	57.6	58.0												
Math	65.3	59.1	66.4	58.6	59.2	60.5	59.2	58.2	61.5	60.1	61.9	58.3												
Higher than state schools	68.7		66.2		71.5		64.5		40.2		52.9		41.2		54.2		51.2		57.2		53.2		57.6	
Higher than state schools	51.5%		54.3%		45.1%		41.4%		33.7%		35.5%													
Growth Overall Score	C-FC	State	C-FC	State	C-FC	State	C-FC	State	C-FC	State	C-FC	State												
ELA	52.7	66.0	59.4	66.0	55.6	66.0	60.3	66.0	54.6	66.0	60.3	66.0												
Math	56.5	66.0	62.2	66.0	67.9	66.0	75.5	66.0	64.1	66.0	71.7	66.0												
Higher than state schools	48.9		66.0		56.5		66.0		43.2		66.0		45.1		66.0		45.1		66.0		48.9		66.0	
Higher than state schools	18.3%		54.3%		31.1%		57.0%		11.1%		36.6%													
Target Group Overall Score	C-FC		C-FC		C-FC		C-FC		C-FC		C-FC													
Achievement	63.8		71.3		66.0		68.4		64.9		69.7													
Target Group	34.2		36.8		17.9		20.4		22.9		25.7													
Target Group	ELA	Math	ELA	Math	ELA	Math	ELA	Math	ELA	Math	ELA	Math												
Growth	36.2	32.2	37.0	36.6	22.2	13.5	23.9	16.8	26.5	19.3	28.1	23.2												
Target Group	59.4		67.0		68.9		73.6		65.1		71.7													
Target Group	ELA	Math	ELA	Math	ELA	Math	ELA	Math	ELA	Math	ELA	Math												
Chronic Absenteeism	62.2	56.5	66.0	67.9	71.7	66.0	79.3	67.9	67.9	62.2	75.5	67.9												
ES Atten. / HS & Dist Grad.	93.7		93.0		87.1		77.3		89.0		81.5													
Higher than state schools	95.1		95.1		100		100.0		100.0		100.0													
Higher than state schools	48.5%		68.8%		88.2%		94.6%		74.7%		89.6%													
On-Track to Graduate Overall Score	C-FC	State	C-FC	State	C-FC	State	C-FC	State	C-FC	State	C-FC	State												
Chronic Absenteeism	88.2	---	88.9	---	80.8	--	81.0	--	85.1	---	85.7	---												
School Wide Attendance	94.0	84.8	92.3	83.1	91.5	79.8	85.6	77.8	92.7	82.0	88.8	80.1												
3rd Grade ELA	95.0	92.6	94.8	93.2	---	---	---	---	---	---	---	---												
8th Grade Math	63.0	56.8	70.5	57.0	---	---	---	---	63.0	56.8	70.5	57.0												
Graduation	---	---	---	---	24.9	50.8	36.0	54.5	24.9	50.8	36.0	54.5												
Higher than state schools	98.1	91.8	98.9	91.8	98.1	91.8	98.9	91.8	98.1	91.8	98.9	91.8												
Higher than state schools	69.5%		72.7%		46.2%		42.5%		51.3%		52.4%													

	ES - 4K-6		JH/HS - 7-12		District	
	'22-23	'23-24	'22-23	'23-24	'22-23	'23-24
Over All Score	67.8	71.7	62.7	64.6	65.3	68.3
Achievement	67.0	69.0	49.7	50.2	56.4	57.6
Growth	52.7	59.4	55.6	60.3	54.6	60.3
Target Group	63.8	71.3	66.0	68.4	64.9	69.7
On Track to Grad	88.2	88.9	80.8	81.0	85.1	85.7



ES - 4K-6

'22-23

'23-24

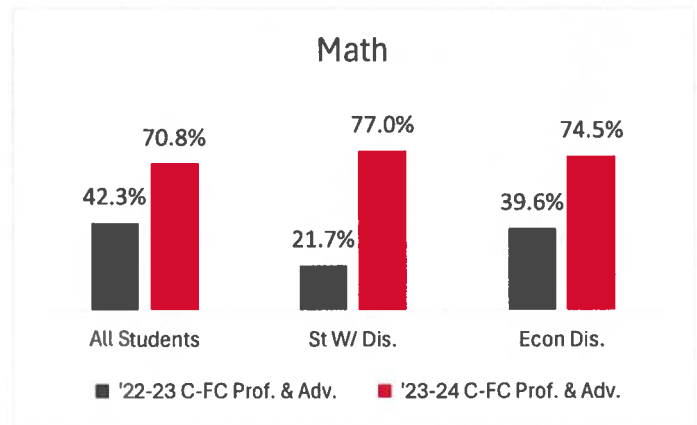
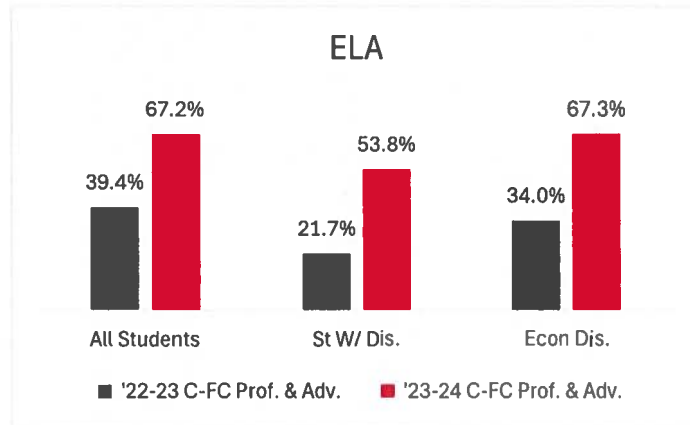
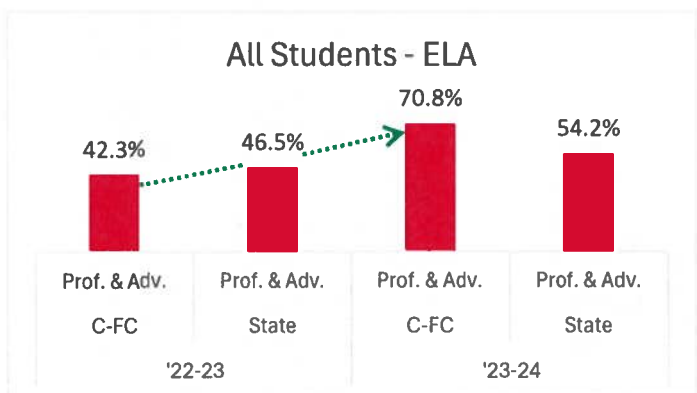
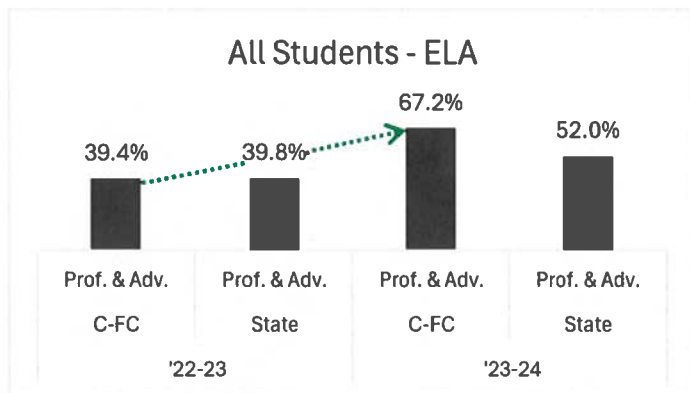
Achievement	C-FC			State			C-FC			State		
	Prof	Adv	Prof. & Adv.	Prof	Adv	Prof. & Adv.	Prof	Adv	Prof. & Adv.	Prof	Adv	Prof. & Adv.
ELA												
All Students	37.2%	2.2%	39.4%	32.3%	7.5%	39.8%	59.9%	7.3%	67.2%	40.4%	11.6%	52.0%
St W/ Dis.	21.7%	0.0%	21.7%	---	---	---	53.8%	0.0%	53.8%	---	---	---
Econ Dis.	32.1%	1.9%	34.0%	---	---	---	61.8%	5.5%	67.3%	---	---	---

ES - 4K-6

'22-23

'23-24

Achievement	C-FC			State			C-FC			State		
	Prof	Adv	Prof. & Adv.	Prof	Adv	Prof. & Adv.	Prof	Adv	Prof. & Adv.	Prof	Adv	Prof. & Adv.
Math												
All Students	36.5%	5.8%	42.3%	33.5%	13.0%	46.5%	51.8%	19.0%	70.8%	35.1%	19.1%	54.2%
St W/ Dis.	21.7%	0.0%	21.7%	---	---	---	38.5%	7.7%	77.0%	---	---	---
Econ Dis.	35.8%	3.8%	39.6%	---	---	---	50.9%	23.6%	74.5%	---	---	---



ES - 4K-6

Value Added	Range 0-6	
	'22-23	'23-24
ELA		
All Students	2.5	2.8
St W/ Dis.	---	---
Econ Dis.	2.3	2.6

ES - 4K-6

Value Added	C-FC	
	'22-23	'23-24
Math		
All Students	2.1	2.5
St W/ Dis.	---	---
Econ Dis.	1.9	2.4

JH/HS 7-12

'22-23

'23-24

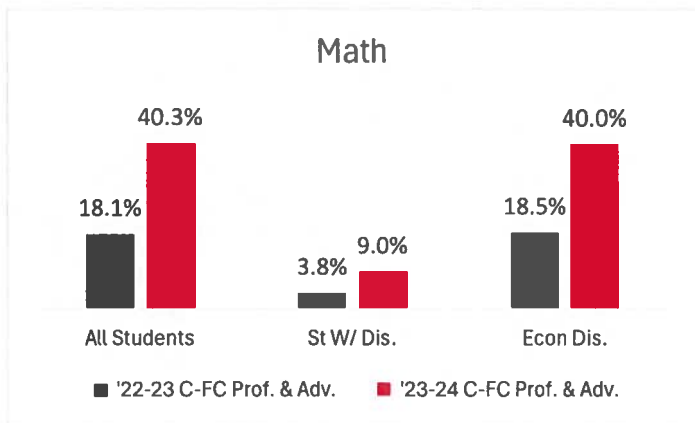
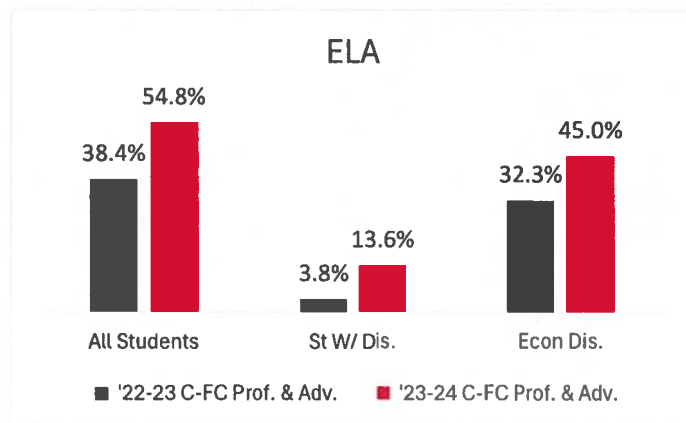
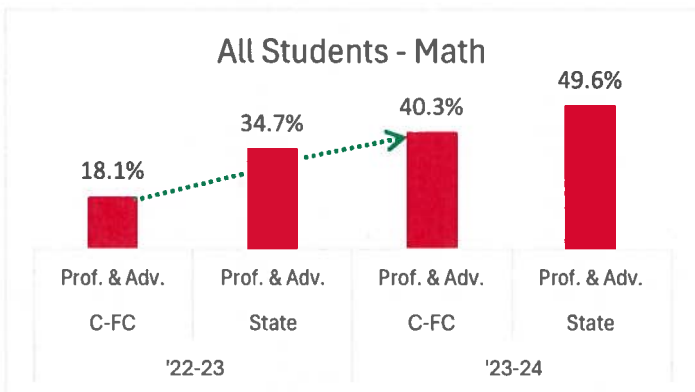
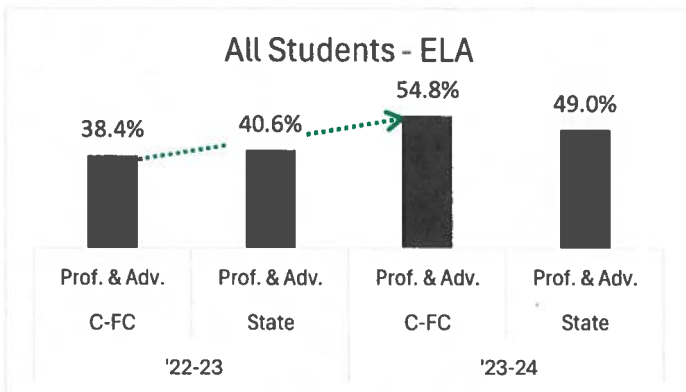
Achievement	C-FC			State			C-FC			State		
	Prof	Adv	Prof. & Adv.	Prof	Adv	Prof. & Adv.	Prof	Adv	Prof. & Adv.	Prof	Adv	Prof. & Adv.
ELA												
All Students	34.8%	3.6%	38.4%	31.6%	9.0%	40.6%	48.8%	6.0%	54.8%	38.0%	11.0%	49.0%
St W/ Dis.	0.0%	3.8%	3.8%	---	---	---	13.6%	0.0%	13.6%	---	---	---
Econ Dis.	27.7%	4.6%	32.3%	---	---	---	38.3%	6.7%	45.0%	---	---	---

JH/HS 7-12

'22-23

'23-24

Achievement	C-FC			State			C-FC			State		
	Prof	Adv	Prof. & Adv.	Prof	Adv	Prof. & Adv.	Prof	Adv	Prof. & Adv.	Prof	Adv	Prof. & Adv.
Math												
All Students	16.7%	1.4%	18.1%	27.0%	7.7%	34.7%	38.8%	1.5%	40.3%	34.3%	15.3%	49.6%
St W/ Dis.	3.8%	0.0%	3.8%	---	---	---	4.5%	0.0%	9.0%	---	---	---
Econ Dis.	15.4%	3.1%	18.5%	---	---	---	38.3%	1.7%	40.0%	---	---	---



JH/HS 7-12

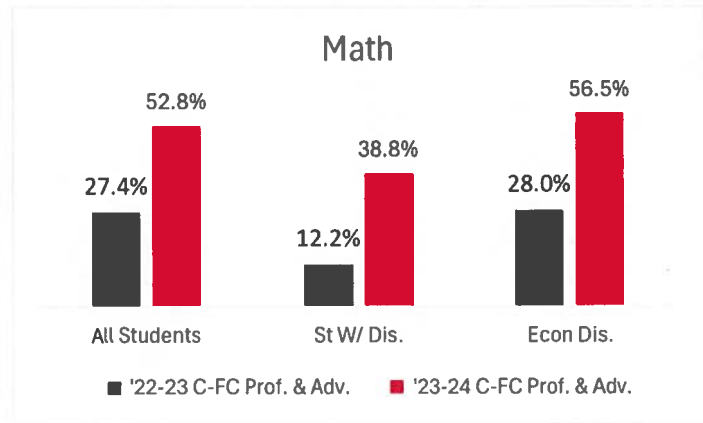
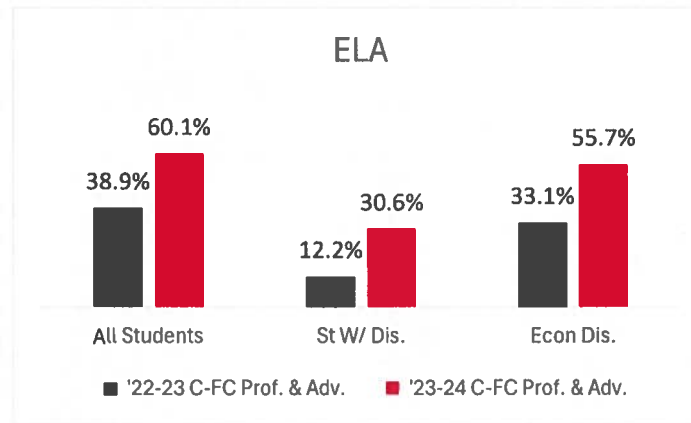
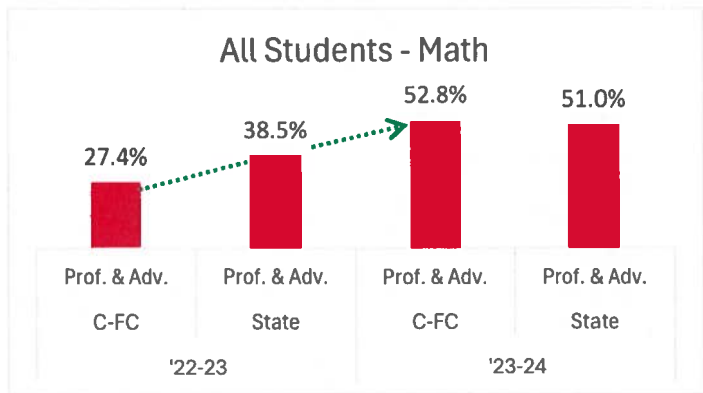
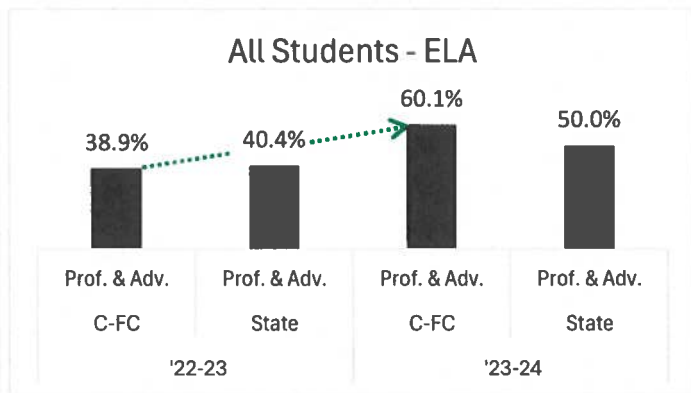
Value Added	C-FC	
	'22-23	'23-24
ELA		
All Students	3.1	3.5
St W/ Dis.	3.1	3.6
Econ Dis.	3.0	3.5

JH/HS 7-12

Value Added	C-FC	
	'22-23	'23-24
Math		
All Students	1.8	1.9
St W/ Dis.	2.1	2.3
Econ Dis.	1.7	1.9

District		'22-23						'23-24					
Achievement	ELA	C-FC			State			C-FC			State		
		Prof	Adv	Prof. & Adv.	Prof	Adv	Prof. & Adv.	Prof	Adv	Prof. & Adv.	Prof	Adv	Prof. & Adv.
All Students		35.8%	3.1%	38.9%	31.9%	8.5%	40.4%	53.1%	7.0%	60.1%	38.8%	11.2%	50.0%
St W/ Dis.		10.2%	2.0%	12.2%	---	---	---	30.6%	0.0%	30.6%	---	---	---
Econ Dis.		29.7%	3.4%	33.1%	---	---	---	49.6%	6.1%	55.7%	---	---	---

District		'22-23						'23-24					
Achievement	Math	C-FC			State			C-FC			State		
		Prof	Adv	Prof. & Adv.	Prof	Adv	Prof. & Adv.	Prof	Adv	Prof. & Adv.	Prof	Adv	Prof. & Adv.
All Students		24.3%	3.1%	27.4%	29.1%	9.4%	38.5%	44.3%	8.5%	52.8%	34.5%	16.5%	51.0%
St W/ Dis.		12.2%	0.0%	12.2%	---	---	---	19.4%	2.8%	38.8%	---	---	---
Econ Dis.		24.6%	3.4%	28.0%	---	---	---	44.3%	12.2%	56.5%	---	---	---



District		C-FC	
Value Added	ELA	'22-23	'23-24
All Students		2.9	3.3
St W/ Dis.		3.1	3.3
Econ Dis.		2.8	3.2

District		C-FC	
Value Added	Math	'22-23	'23-24
All Students		1.9	2.1
St W/ Dis.		2.1	2.2
Econ Dis.		1.8	2.1

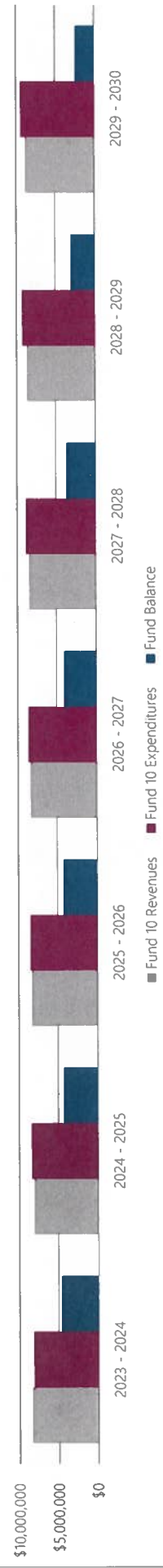
1155 - Cochrane-Fountain City

Label Scenario Here


Current Model Scenario

	Historical		Current Year		Budget Year		Forecast			
	2023 - 2024	2024 - 2025	2024 - 2025	2025 - 2026	2025 - 2026	2026 - 2027	2027 - 2028	2028 - 2029	2029 - 2030	
Sept Membership (FTE)	534	508	508	508	508	508	508	508	508	
Per Pupil Increase	\$325	\$325	\$325	\$325	\$325	\$325	\$325	\$325	\$325	
Per-Pupil Categorical Aid \$	\$742	\$742	\$742	\$742	\$742	\$742	\$742	\$742	\$742	
TIF Out Equalized Valuation Growth	8.73%	10.50%	8.11%	8.11%	8.11%	8.17%	8.22%	8.28%	8.34%	
Fund 10 Revenues	\$8,376,124	\$8,098,249	\$8,338,012	\$8,338,012	\$8,338,012	\$8,386,572	\$8,448,615	\$8,615,602	\$8,782,589	
Fund 10 Expenditures	\$8,162,425	\$8,372,813	\$8,462,204	\$8,462,204	\$8,462,204	\$8,577,715	\$8,837,467	\$9,231,682	\$9,404,069	
Surplus (Deficit)	\$213,699	(\$274,564)	(\$124,192)	(\$124,192)	(\$124,192)	(\$191,143)	(\$388,852)	(\$616,080)	(\$621,479)	
Fund Balance	\$4,574,395	\$4,299,831	\$4,175,639	\$4,175,639	\$4,175,639	\$3,984,496	\$3,595,644	\$2,979,564	\$2,358,085	
Fund Balance as % of Expenditures	56.04%	51.35%	49.34%	49.34%	49.34%	46.45%	40.69%	32.28%	25.08%	
Total School-Based Tax Levy % change	\$3,924,622	\$3,849,827	\$4,066,051	\$4,066,051	\$4,066,051	\$4,395,321	\$4,709,524	\$4,609,761	\$5,047,307	
Mill Rate (per \$1,000 EQ Value) % change	\$7.02	\$6.23	\$6.09	\$6.09	\$6.09	\$6.09	\$6.02	\$5.45	\$5.50	
Non-Recurring Referendum \$	\$0	\$0	\$0	\$0	\$0	\$0	\$0	\$0	\$0	
Recurring Referendum \$	\$0	\$0	\$0	\$0	\$0	\$0	\$0	\$0	\$0	
Referendum Debt Levy	\$890,263	\$955,350	\$558,350	\$558,350	\$558,350	\$558,350	\$554,538	\$0	\$0	
Energy Efficiency Exemption	\$0	\$0	\$0	\$0	\$0	\$0	\$0	\$0	\$0	
Average tax impact: \$100,000 home	\$702	\$623	\$609	\$609	\$609	\$609	\$602	\$545	\$550	

Revenue and Expenditure Projection



Levy and Mill Rate Projection



Winter Coaches

- Boys Basketball
 - Varsity – Jesse Cyrus
 - JV – Mitch Hunger
 - MS – Danny Piel
- Girls Basketball
 - Varsity – Rick Peterson
 - JV – Angelica Olson
 - MS – Mark Bestful
- Wrestling
 - Varsity – Marshall Aune
 - MS – Max Dascher

Winter Advisors

- Student Council – Afton Fischer
- JH Student Council – David Solie
- FBLA – Becki Weber
- FFA – Chris Ritscher
- Yearbook – Becki Weber
- Robotics – Brian Holt
- Math Team – Lindsey Johnson
- Forensics – Shane Sandberg
- FCCLA – Afton Fischer

SCHEDULE AT A GLANCE

The following is a convenient and concise list of critical dates and events. For more in-depth information or dates please view the 2025 WASB School District Election Schedule booklet.

NOVEMBER 2024

DATE	EVENT
Nov. 26	<ul style="list-style-type: none"> Deadline for Newspaper Publication of Type A Notice of Election
On or About Nov. 26	<ul style="list-style-type: none"> Prepare Packet of Information for Potential Candidates

DECEMBER 2024

DATE	EVENT
Dec. 1	<ul style="list-style-type: none"> Earliest Date for Circulation of Nomination Papers, If Required (NOTE: Nomination Papers Are Not Required in Many School Districts)
Dec.1 - Jan. 7.	<ul style="list-style-type: none"> Most Candidates Will File Campaign Registration Statements, Declarations of Candidacy, and Nomination Papers (If Required) During this Period
Dec. 27	<ul style="list-style-type: none"> Deadline for Incumbents to File Notice of Noncandidacy (5:00 p.m.) Deadline for Clerk to Give Public Notice of Incumbent Noncandidacy (If Any)
On or About Dec. 31	<ul style="list-style-type: none"> Clerk Notifies Non-Exempt Committees of Deadline for Filing Campaign Finance January Continuing Report (for Period Ending December 31)

JANUARY 2025

DATE	EVENT
Jan. 7	<ul style="list-style-type: none"> Candidate Deadline for Filing All Ballot Access Documents (5:00 p.m.) Clerk Makes Initial Determination of Candidates' Eligibility for Ballot (The Sufficiency of Filings Should be Evaluated on a Rolling Basis) Only If Applicable, Clerk Gives Public Notice of 72-Hour Filing Extension
Jan.14	<ul style="list-style-type: none"> Drawing of Lots for Ballot Order; Certify Ballot Eligibility to County Clerk(s) When a Primary is Required, Notice to Municipal Clerks of Primary Election
Jan.15	<ul style="list-style-type: none"> Deadline for Non-Exempt Committees to File January Continuing Report
Jan.16	<ul style="list-style-type: none"> Clerk Performs Duties with Respect to Campaign Finance Reports that Have Been Filed or that Are Delinquent
On or before Jan. 27	<ul style="list-style-type: none"> If a Primary Election Is Being Held, Provide Municipal Clerk with Ballots (Only If Separate Paper Ballots Are Utilized)

FEBRUARY 2025

DATE	EVENT
On or about Feb.3	<ul style="list-style-type: none"> If a Primary Election Is Being Held, Clerk Notifies Non-Exempt Committees of Deadline for Filing Preprimary Campaign Finance Report
Feb. 4-10	<ul style="list-style-type: none"> Deadline for Non-Exempt Committees to File Preprimary Report (If Applicable)
Feb.11	<ul style="list-style-type: none"> Clerk Performs Duties with Respect to Campaign Finance Reports that Have Been Filed or that Are Delinquent
Feb. 14	<ul style="list-style-type: none"> Write-in Candidate Registration Deadline for Primary Election (12:00 p.m.)
On or Before Feb.17	<ul style="list-style-type: none"> If Primary Election Is Being Held, Choose Board of Canvassers
Feb.17	<ul style="list-style-type: none"> If Primary Election Is Being Held, Publication of Notice of Primary Election (May Occur Earlier If the Newspaper Does Not Publish on Mondays)
Feb. 18	<ul style="list-style-type: none"> Spring Primary Election
On or About Feb.18	<ul style="list-style-type: none"> If Primary Election Held, Issue Open Meetings Law Notice of Board of Canvassers Meeting(s)

Feb.19	<ul style="list-style-type: none"> • If Primary Election Held, Receipt of Election Materials and Related Duties
On or About Feb. 19-25	<ul style="list-style-type: none"> • If Primary Election Held, Canvass of Primary Returns and Written • Determination of Primary Results
On or About Feb.19-28	<ul style="list-style-type: none"> • If Primary Election Held, Recount Request May Be Filed by a Qualifying Aggrieved Party (If any)
On or About Feb. 20-28	<ul style="list-style-type: none"> • If Primary Election Held, Drawing of Lots for Ballot Order • If Primary Election Held, Certify Nominations and Ballot Order to County Clerk(s)

MARCH 2025

DATE	EVENT
On or before Mar. 10	<ul style="list-style-type: none"> • Provide Municipal Clerk with Ballots (Only If Separate Paper Ballots Are Utilized)
On or about Mar.17	<ul style="list-style-type: none"> • Clerk Notifies Non-Exempt Committees of Deadline for Filing Preelection Campaign Finance Report
Mar. 18-24	<ul style="list-style-type: none"> • Deadline for Non-Exempt Committees to File Preelection Report
Mar. 25	<ul style="list-style-type: none"> • Clerk Performs Duties with Respect to Campaign Finance Reports that Have Been Filed or that Are Delinquent
Mar. 28	<ul style="list-style-type: none"> • Write-in Candidate Registration Deadline for Spring Election (12:00 p.m.)
On or before Mar. 31	<ul style="list-style-type: none"> • Choose Board of Canvassers (Consider Appointing Canvassers Multiple Weeks in Advance)
Mar. 31	<ul style="list-style-type: none"> • Newspaper Publication of the Notice of Spring Election (May Occur Earlier if the Newspaper Does Not Publish on Mondays)

APRIL 2025

DATE	EVENT
Apr. 1	<ul style="list-style-type: none"> • Spring Election
On or About Apr.1	<ul style="list-style-type: none"> • Issue Open Meetings Law Notice of Board of Canvassers Meeting(s)
After Apr.1	<ul style="list-style-type: none"> • Some Campaign Committees May File a Campaign Finance Termination Report
On or About Apr. 2	<ul style="list-style-type: none"> • Receipt of Election Materials and Other Related Duties
Apr.2-8	<ul style="list-style-type: none"> • Canvass of Election Returns and Written Determination of Election Results
Apr. 2-11	<ul style="list-style-type: none"> • Recount Request May Be Filed by a Qualifying Aggrieved Party (If any)
Apr. 2-11	<ul style="list-style-type: none"> • Clerk Issues Certificate(s) of Election • Clerk Notifies Municipal and County Clerks of School District Officers
On or Before Apr. 28	<ul style="list-style-type: none"> • School Board Members Take and File Official Oath • Deadline for Newly Elected School Board Members to File Notice of Refusal of Salary that Takes Effect at the Start of the Term of Office
Apr. 28	<ul style="list-style-type: none"> • School Board Members Take Office
Apr. 28 – May 28, 2025	<ul style="list-style-type: none"> • Election of School Board Officials (i.e. Board Officers)

JUNE 2025

DATE	EVENT
On or About June 30	<ul style="list-style-type: none"> • Clerk Notifies Non-Exempt Committees of Deadline for Filing Campaign Finance July Continuing Report (for Period Ending June 30)

JULY 2025

DATE	EVENT
July 15	<ul style="list-style-type: none"> • Deadline for Non-Exempt Committees to File July Continuing Report
July 16	<ul style="list-style-type: none"> • Clerk Performs Duties with Respect to Campaign Finance Reports that Have Been Filed or that Are Delinquent